


Corvus-G 600

Indoor Lighting - Recessed



TECHNICAL INFORMATION

Housing	Extruded aluminum profile housing
Optics	UV-stabilized opal diffuser
LED Lifetime	50.000 hours
Mounting System	Recessed

OPTICAL SPECIFICATIONS

Optical	Symmetrical
Light Exit Angle	120°
UGR Value	80

ELECTRICAL

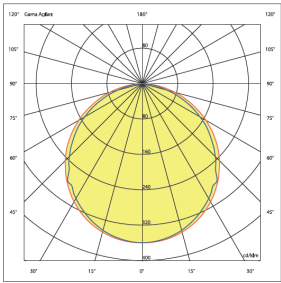


Power (W)	47W
Power Factor	>95
Light Source	SMD Mid Power LED
Cabling	Halogen-Free
Input Voltage	220-240V / 50-60 Hz

OPTIONAL

DALI
1-10V DIM
Emergency Lighting Unit
Tunable White

MOUNTING

Mounting Type Recessed



Order Code	W	Light Source	Lm	CCT	L (mm)	Cut-out (mm)	Kg
02130.60.30.045	47	LED Module	4720	3000	600x82	590	3,4
02130.60.40.047	47	LED Module	4800	4000	600x82	590	3,4



All electrical values given are nominal values. The luminous flux and the associated electrical load are subject to an initial tolerance of +/- 10%. Color temperature tolerance: +/-150 K. Unless otherwise stated, values are valid for an ambient temperature of 25°C.
The information containing technical parameters and product codes in the catalog and on the website may differ from standard products due to customizations made according to projects.
Ikizler Aydınlatma has the right to make changes to the products without notice. You can get up-to-date information about the products on our website.

Phone: +90 (216) 397 22 16
Fax: +90 (216) 397 19 19
E-Mail: info@ikizleraydinlatma.com

Please visit our website for our updated information. www.ikizleraydinlatma.com

